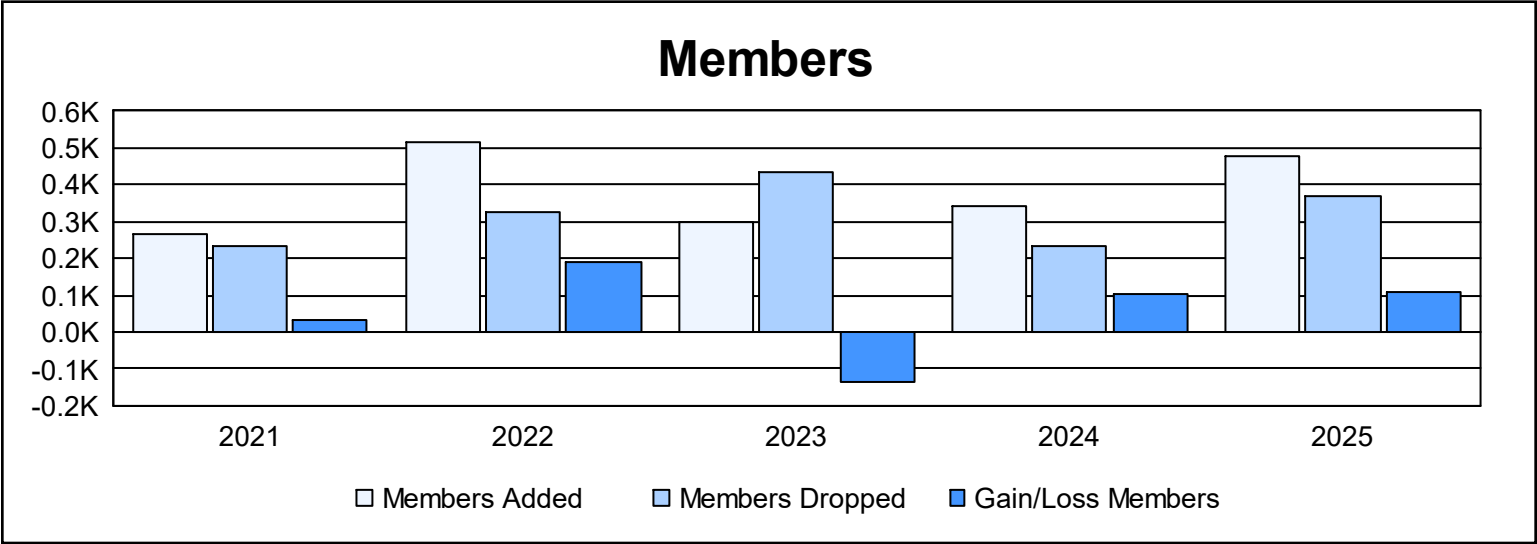
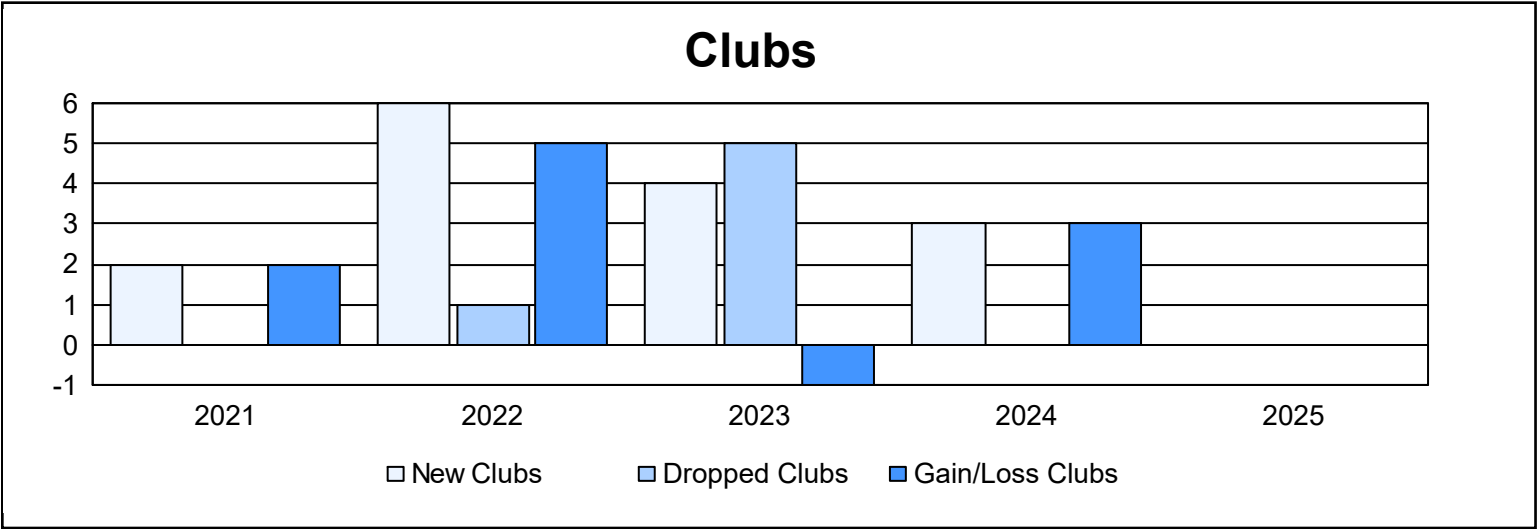
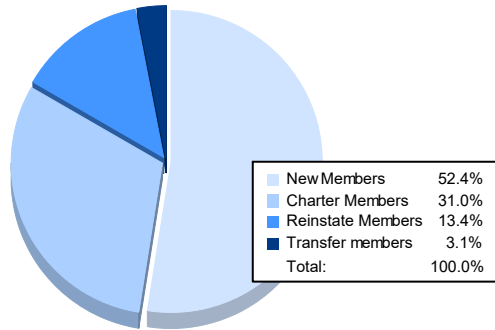


| Year | New Clubs | Dropped Clubs | Gain/ Loss Clubs | New Members | Charter Members | Reinstate Members | Transfer Members | Total Member Added | Total Members Dropped | Gain/ Loss Members |
|-----------|-----------|---------------|------------------|-------------|-----------------|-------------------|------------------|--------------------|-----------------------|--------------------|
| 2020-2021 | 2 | 0 | 2 | 190 | 56 | 9 | 11 | 266 | 236 | 30 |
| 2021-2022 | 6 | 1 | 5 | 221 | 212 | 71 | 13 | 517 | 328 | 189 |
| 2022-2023 | 4 | 5 | -1 | 171 | 104 | 10 | 11 | 296 | 434 | -138 |
| 2023-2024 | 3 | 0 | 3 | 253 | 65 | 11 | 12 | 341 | 236 | 105 |
| 2024-2025 | | | | 250 | 148 | 64 | 15 | 477 | 371 | 106 |
| Average | 4 | 2 | 2 | 217 | 117 | 33 | 12 | 379 | 321 | 58 |



Membership Composition

June 2025 Cumulative



Gender Composition

June 2025 Cumulative

